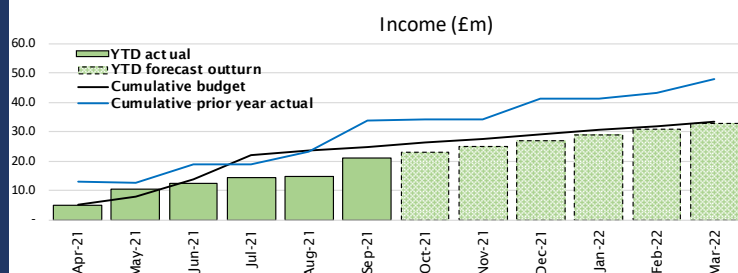


Appendix 1 – Financial Reporting Dashboard

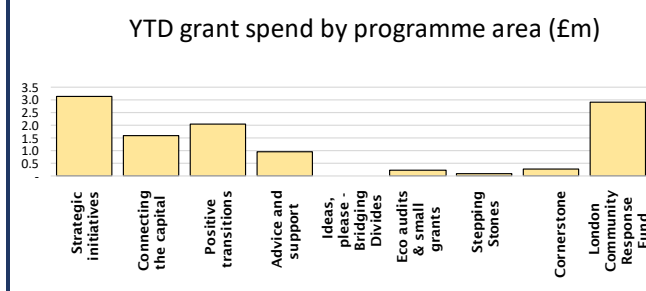
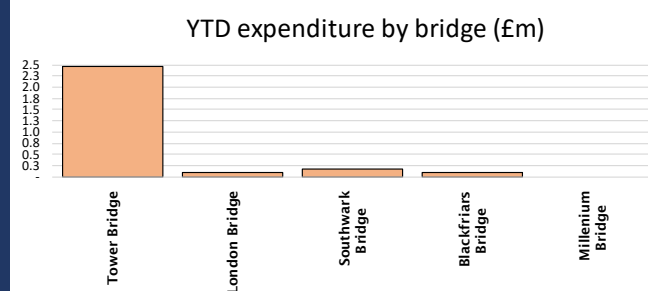
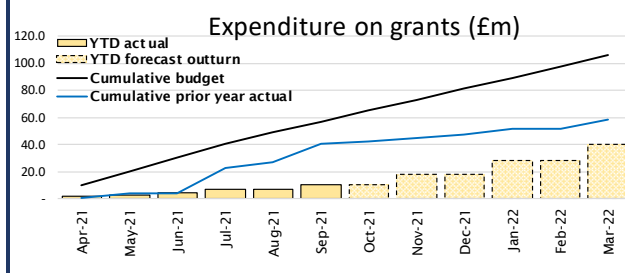
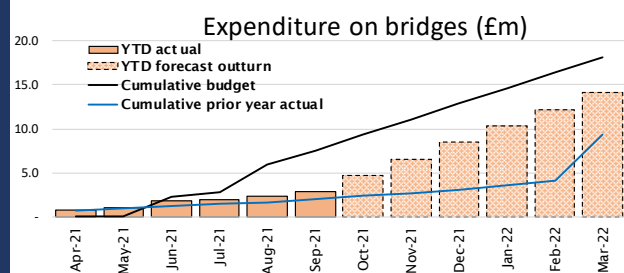
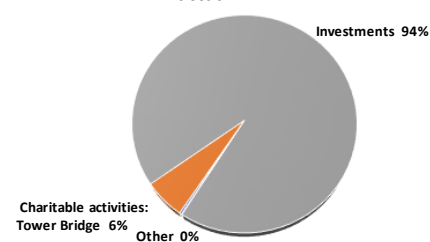
FINANCIAL DASHBOARD

Bridge House Estates

September 2021



Income mix - YTD actual



Balance sheet summary

Assets/liabilities:	Actual (£m)
Fixed assets	1,700
Current assets	38
Total liabilities	(95)
Net assets	1,643
Charity funds:	
Permanent endowment funds	979
Restricted funds	1
Unrestricted income funds	663
Total charity funds	1,643

Income & expenditure summary

	YTD actual (£m)	YTD budget (£m)
Income	21.1	22.1
Expenditure	(21.2)	(79.4)
Subtotal	(0.1)	(57.3)
Gains/(losses)	-	-
Net movement in funds	(0.1)	(57.3)